

# Powerful presentations in English

## Target audience

Non-English speaking employees and managers who wish to better manage their speaking skills during presentations in English

## Prerequisite

3,00 / 5,00 (CECR : B2)

## Objectives

At the end of the training session, participants will have the tools to:

- Structure the presentation in the "Anglo-Saxon" style
- Maintain the interest of the audience with strong language, a smooth flow and clear pronunciation
- Reinforce their impact and credibility by eliminating common mistakes
- Understand and answer questions on the spot after the presentation

## Added value

- Conducted by an English-speaking facilitator from the business world
- Teaching method mainly based on oral expression and role plays
- Practical applications in the learner's professional context
- Linguistic certification test (in the case of a CPF)




## Corporate Training Solutions

Duration: to define.

You wish to organise a specific training course ?  
Contact us !

## Public Courses Next available sessions

Duration: 14 hours

- June 06 & 07, 2024, remote session  
1 490 €HT/pers. Training session held in 
- July 16 & 18, 2024, remote session  
1 490 €HT/pers. Training session held in 
- September 12 & 13, 2024, Paris  
1610 €HT/pers.\* Training session held in 

\* (Technical fees and lunch included)

## PROGRAMME OUTLINE

### THE FIRST IMPRESSION: EMBODYING YOUR MESSAGE

- Prepare your presentation
  - Use a structured method and template to build the presentation outline
  - Integrate the "Rule of 3" to anchor the key messages of your presentation
- Start the presentation with style, how to make yourself credible
- Successful introduction and its essentials: the hook and the pitch
- Present the structure of the presentation: linguistic expressions to use to allow the audience to follow the presentation's progress

### MOTIVATING THE AUDIENCE

- Optimize the impact of your message
  - Integrate transitions to facilitate listening
  - Keep the audience's attention throughout the presentation
  - Master English-speaking tricks to arouse interest
  - Various style techniques
- Keep your composure and managing pitfalls (confused audience, dead space in the presentation, poor time management, unclear information...)

### THE ART OF BEING PRESENT

- Place the voice to make the presentation more dynamic
- Practice vocal techniques to make a point and reinforce the message
- Reinforce the clarity of the message through pauses
- Create effective visual aids
- Create consistent, simple and elegant visuals that support you without replacing you
- Proofread tips to avoid making a bad impression

### CONCLUDING WITH IMPACT

- Summarize the presentation in a coherent way and win over the audience
- Handle questions and objections
- What to do / say when you don't understand the question
- How to deal with a question for which you do not have an immediate answer
- Summary of the key points and putting them into practice through a presentation from the participant's professional context